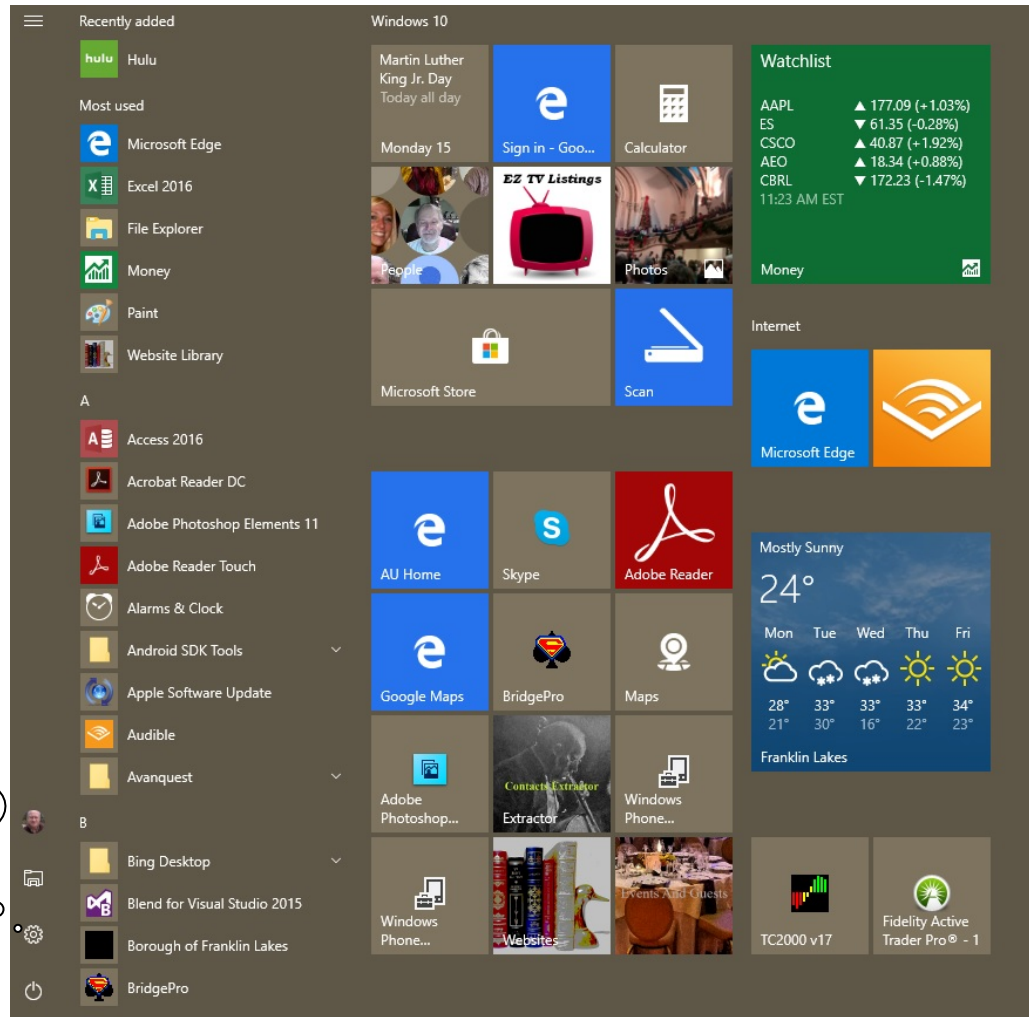



How to disable Apps that start when Windows 10 does

Go to settings by tapping or clicking on the cog wheel that appears in the lower left hand corner



Click on the cog wheel



Then Click on Apps

Settings

Windows Settings

Find a setting

System
Display, notifications, power

Devices
Bluetooth, printers, mouse

Phone
Link your Android, iPhone

Network & Internet
Wi-Fi, airplane mode, VPN

Personalization
Background, lock screen, colors

Apps
Uninstall, defaults, optional features

Accounts
Your accounts, email, sync, work, family

Time & Language
Speech, region, date

Gaming
Game bar, DVR, broadcasting, Game Mode

Ease of Access
Narrator, magnifier, high contrast

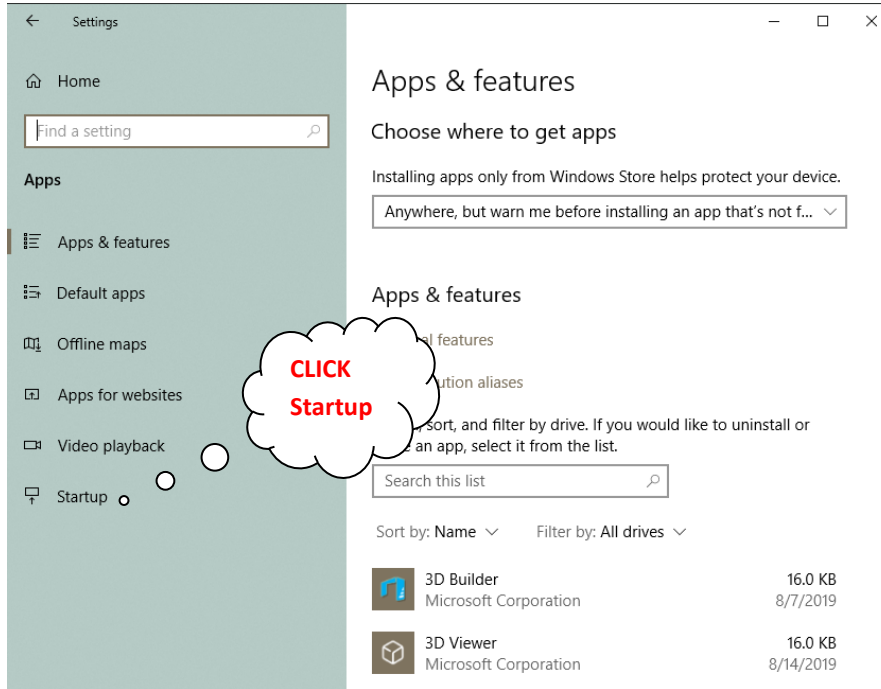
Cortana
Cortana language, permissions, notifications

Privacy
Location, camera

Update & Security
Windows Update, recovery, backup

CLICK

Then Click About



Here you can turn on or off Apps launched during startup

